

APK Installation guide for D23_D24 rev2

Purpose:

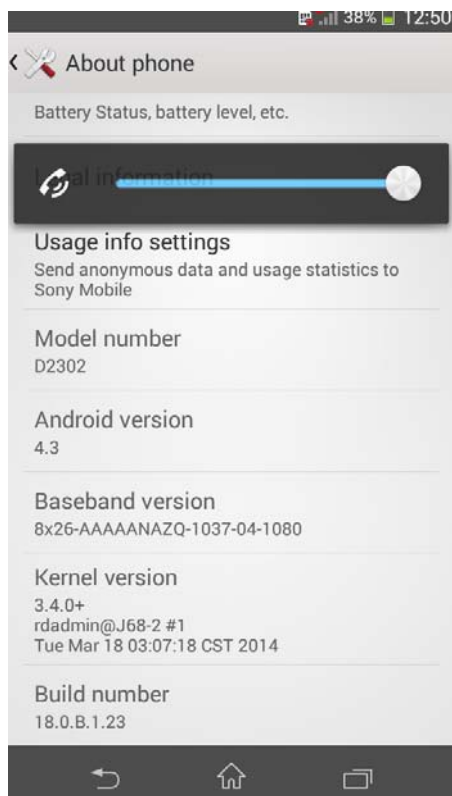
The APK "T2PLCalibrator.apk" is to calibrate Accelerometer, Ambient Light Sensor, Proximity Sensor and Touch Panel

This calibration is needed if main PBA or Front cover is replaced.

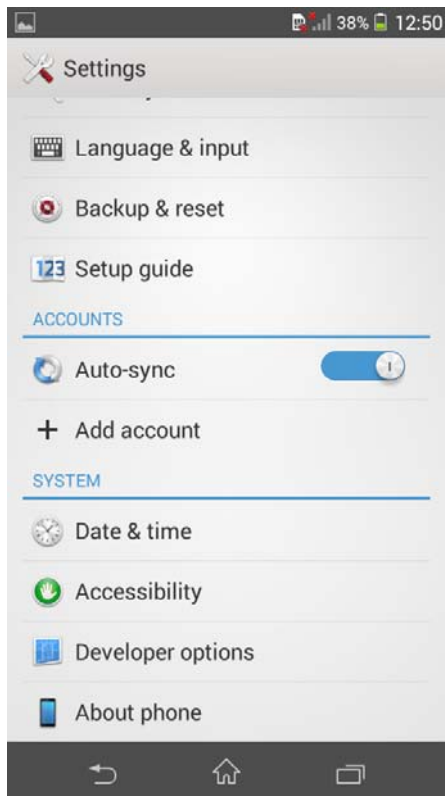
There are 4 chapters in this guide.

- 1. USB driver installation.**
- 2. How to install D23_D24 calibration APK.**
- 3. How to calibrate**
- 4. How to remove the APK and disable USB debugging.**

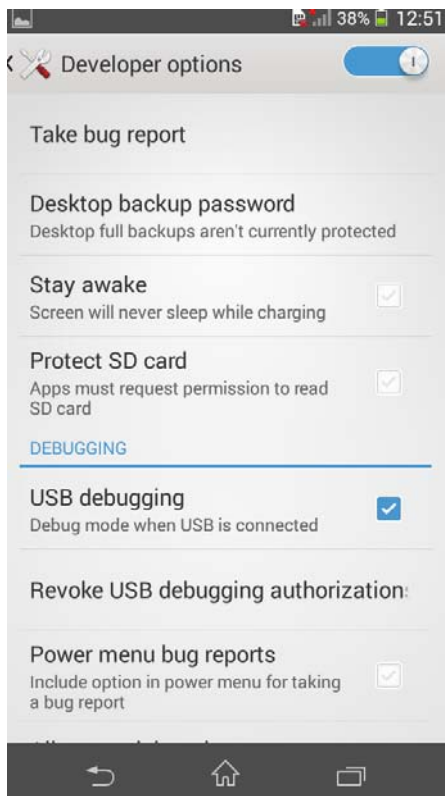
✧ Before installation, please go to device and press menu key → "Settings" → "About phone" hit "Build number" 7 times.



“Developer options” menu item will be showed in “Settings” page.



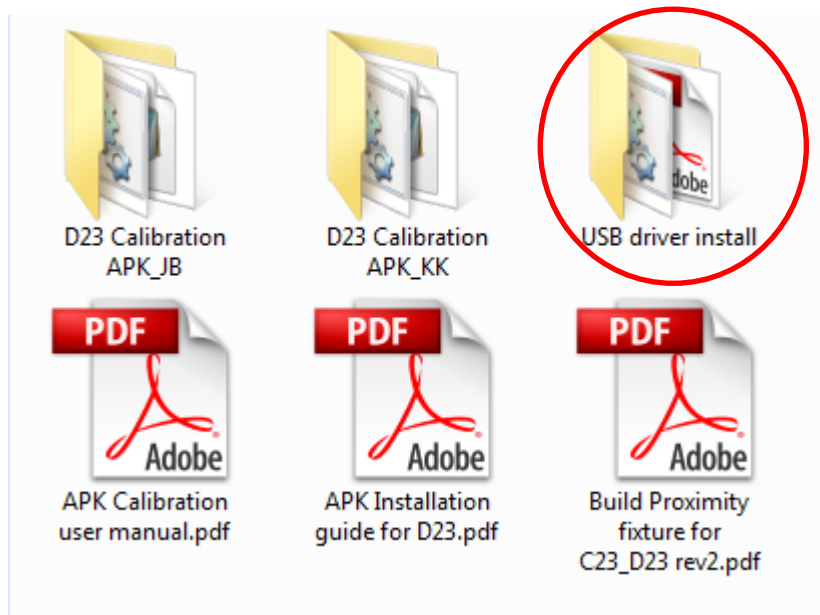
Enable "USB" debugging



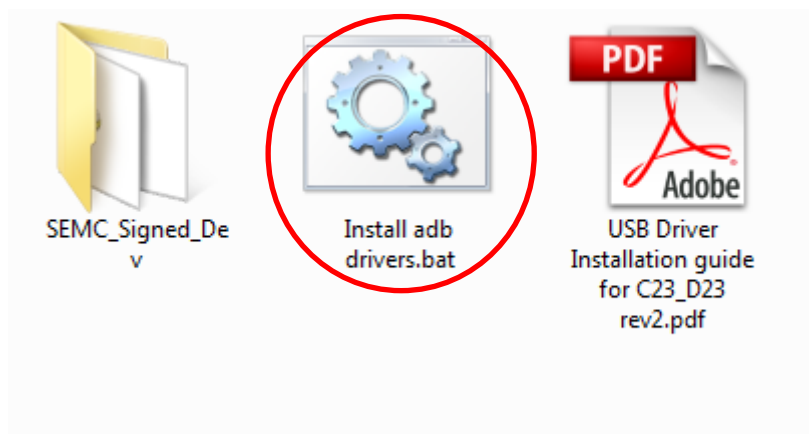
1. USB driver installation:

- Since the APK need to be installed by ADB command, please install USB driver first.

Open USB driver install from package.



Double click [Install ADB drivers.bat](#) to install ADB driver.

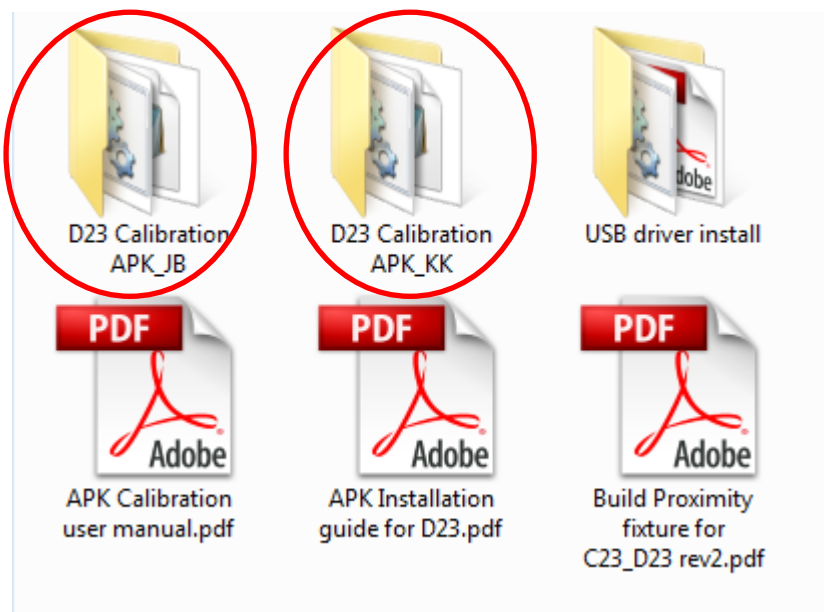


2. How to install D23_D24 calibration APK_xx

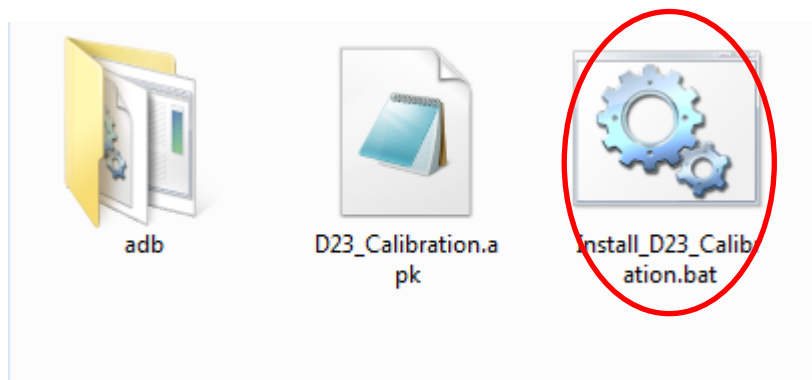
Prepare a PC and connect to device with USB cable and **wait** for USB driver installs.

Open D23 Calibration APK_**JB** folder if phone have Android software 4.3x

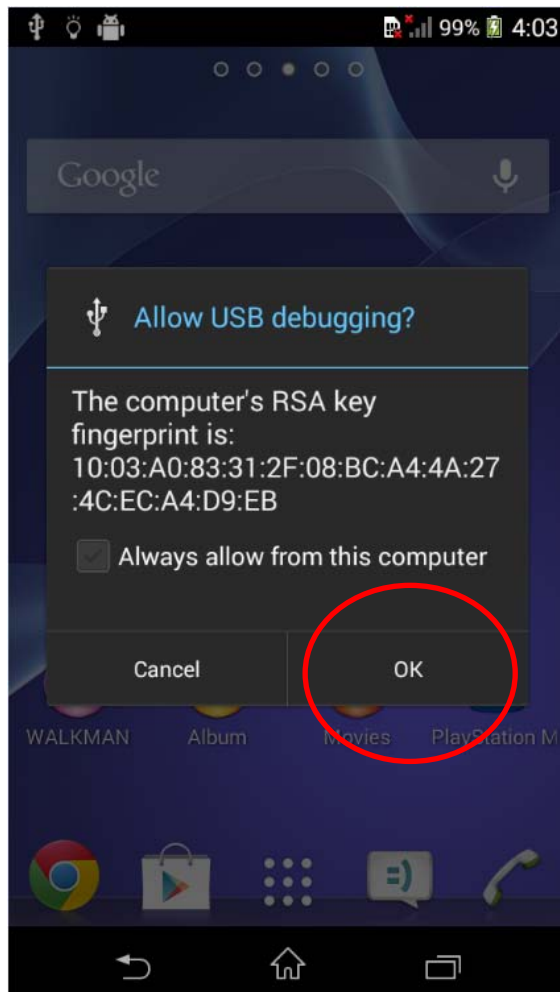
Open D23_D24 Calibration APK_**KK** folder if phone have Android software 4.4x



Double click [Install_D23_D24 calibration.bat](#) to install calibration Apk.



Important: Allow USB debugging on phone



Below screenshot should be shown in PC:

A screenshot of a Windows command prompt window titled 'C:\WINDOWS\system32\cmd.exe'. The window shows the following commands and output:

```
C:\Users\23049357\Desktop\Sony D23\D23 Calibration APK_JB>"C:\Users\23049357\Desktop\Sony D23\D23 Calibration APK_JB"\adb\adb wait-for-devices
* daemon not running. starting it now on port 5037 *
* daemon started successfully *

C:\Users\23049357\Desktop\Sony D23\D23 Calibration APK_JB>"C:\Users\23049357\Desktop\Sony D23\D23 Calibration APK_JB"\adb\adb install "D23_Calibration.apk"
2152 KB/s (1126692 bytes in 0.510s)
pkg: /data/local/tmp/D23_Calibration.apk
Success

C:\Users\23049357\Desktop\Sony D23\D23 Calibration APK_JB>pause
Press any key to continue . . .
```

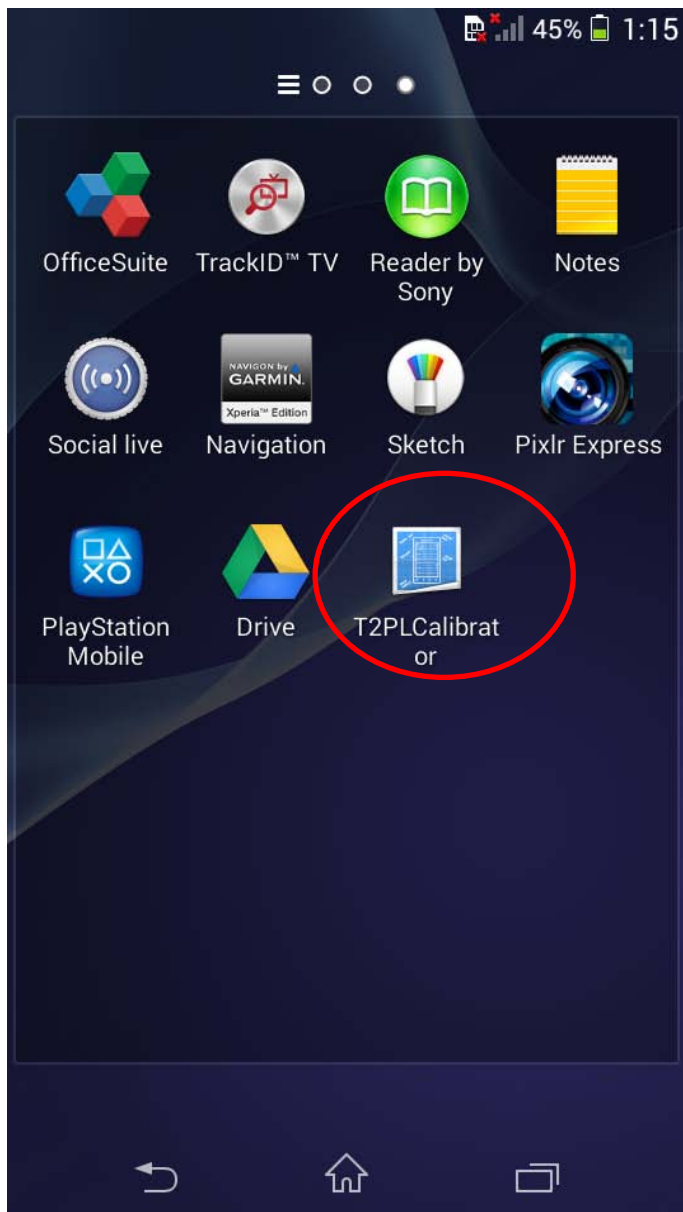
The word 'Success' is circled in red.

If **Success**, the APK are installed.

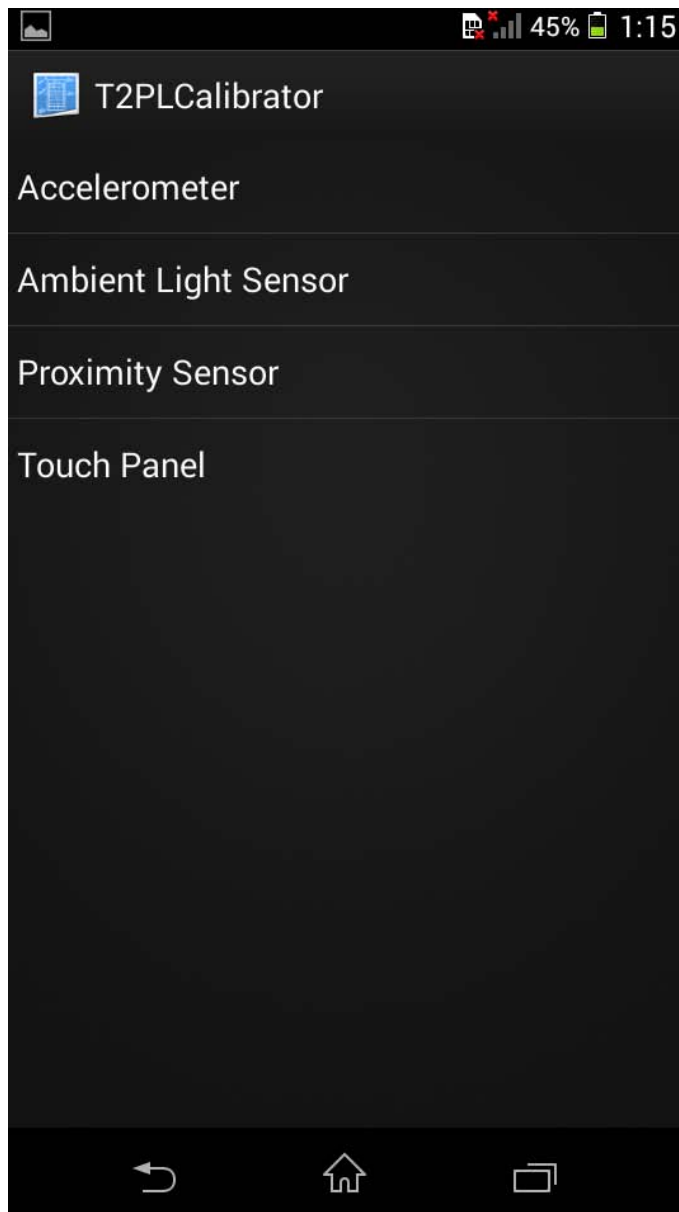
Unplug USB cable

The USB connection will interfere with calibration.

Select “[T2PLCalibrator](#)” icon to enter calibration menu.

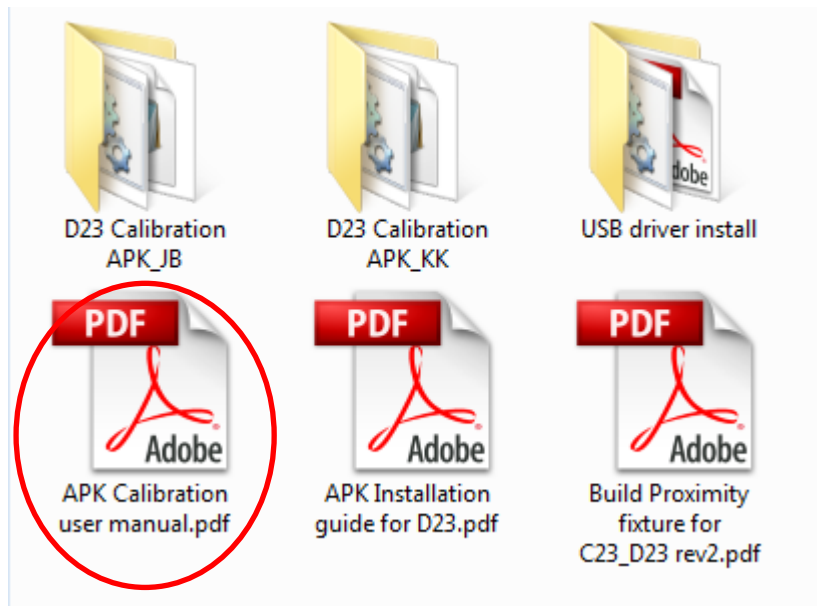


There would be 4 items presented for the calibration process.



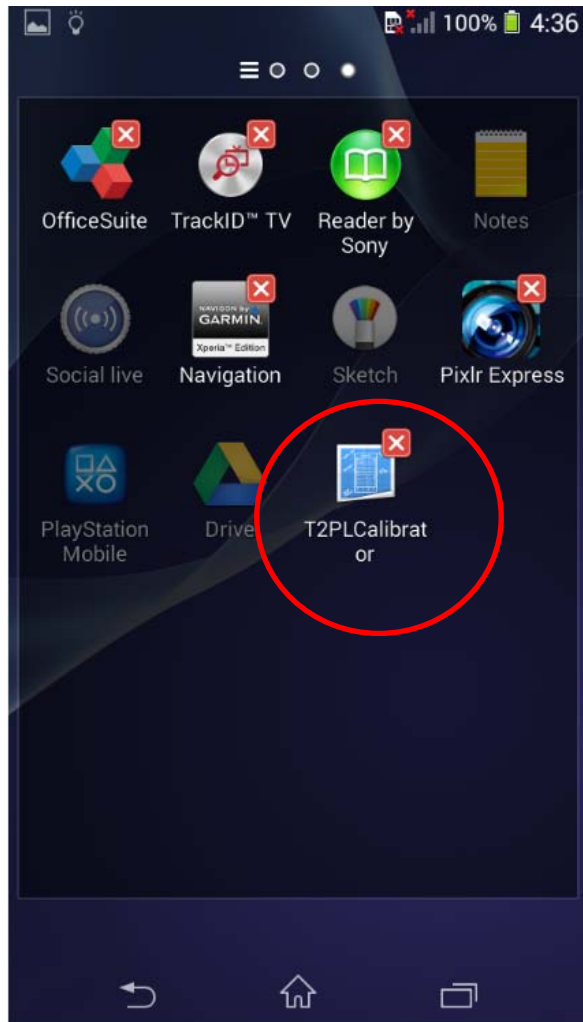
3. How to calibrate.

Follow instructions in APK Calibration user manual.



4. How to remove the APK and disable USB debugging.

Press Uninstall.



Then uninstall page will be shown up. Press “Uninstall”.

Please go to device and press menu key → “Settings” → “Developer options” to disable “USB debugging”

